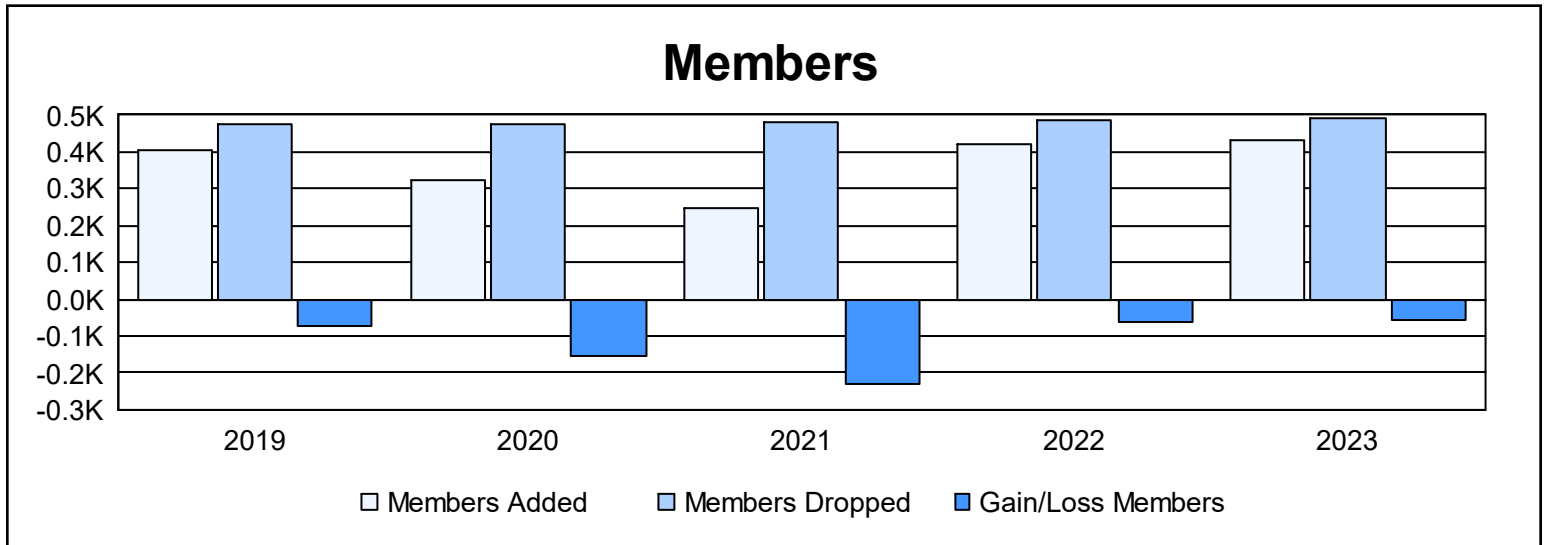
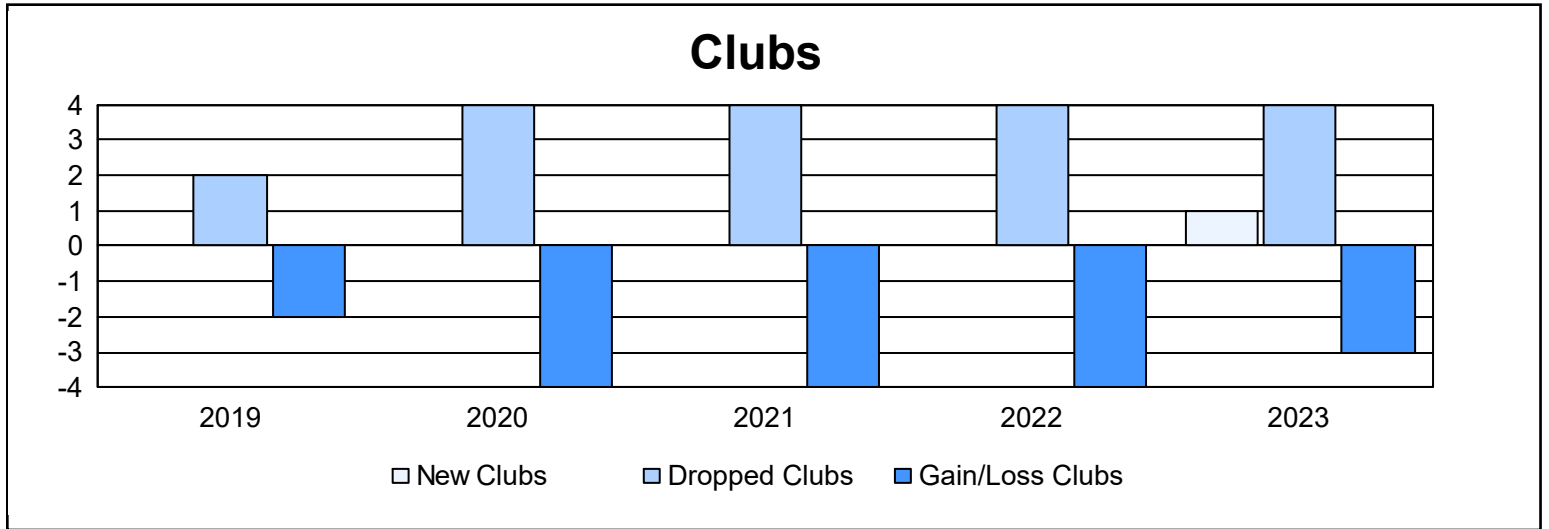
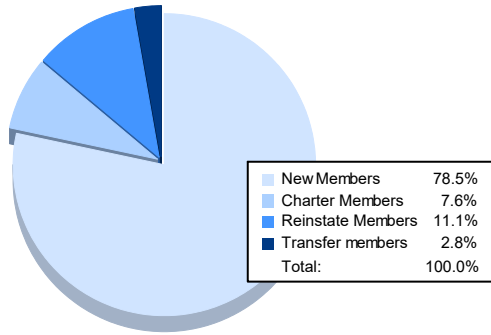


| Year           | New Clubs | Dropped Clubs | Gain/ Loss Clubs | New Members | Charter Members | Reinstate Members | Transfer Members | Total Member Added | Total Members Dropped | Gain/ Loss Members |
|----------------|-----------|---------------|------------------|-------------|-----------------|-------------------|------------------|--------------------|-----------------------|--------------------|
| 2018-2019      | 0         | 2             | -2               | 324         | 6               | 54                | 19               | 403                | 478                   | -75                |
| 2019-2020      | 0         | 4             | -4               | 258         | 1               | 42                | 21               | 322                | 477                   | -155               |
| 2020-2021      | 0         | 4             | -4               | 185         | 1               | 37                | 24               | 247                | 479                   | -232               |
| 2021-2022      | 0         | 4             | -4               | 343         | 0               | 29                | 49               | 421                | 484                   | -63                |
| 2022-2023      | 1         | 4             | -3               | 339         | 33              | 48                | 12               | 432                | 491                   | -59                |
| <b>Average</b> | <b>0</b>  | <b>4</b>      | <b>-3</b>        | <b>290</b>  | <b>8</b>        | <b>42</b>         | <b>25</b>        | <b>365</b>         | <b>482</b>            | <b>-117</b>        |



### Membership Composition June 2023 Cumulative



### Gender Composition June 2023 Cumulative

